







 PAGES





	Name	Title	Template	Created
<input type="checkbox"/> ▾	 home	Home page	Home	2013-03-02
<input type="checkbox"/> ▷	 products	Products	Section	2013-03-04
<input type="checkbox"/> ▷	 services	Services	Section	2013-03-04
<input type="checkbox"/> ▷	 about us	About us	Section	2013-03-04
<input type="checkbox"/> ▷	 contact us	Contact us	Section	2013-03-04
<input type="checkbox"/> ▷	 virtual-2-0	Launching Virtual 2.0	Campaign	2014-01-02


Site 


 Add page


 Delete page


 Preview page

 Edit page


 Move page

 Publish page






 Publish w subpages

 Unpublish page



 PAGES



	Name	Title	Template	Created
<input type="checkbox"/> ▾	 home	Home page	Home	2013-03-02
<input type="checkbox"/> ▷	 products	Products	Section	2013-03-04
<input type="checkbox"/> ▷	 services	Services	Section	2013-03-04
<input type="checkbox"/> ▷	 about us	About us	Section	2013-03-04
<input type="checkbox"/> ▷	 contact us	Contact us	Section	2013-03-04
<input checked="" type="checkbox"/> ▷	 virtual-2-0	Launching Virtual 2.0	Campaign	2014-01-02

Campaign page ▶

✚ Add page

✕ Delete page

👁 Preview page

✎ Edit page


↕ Move page


⇒ Publish page

⇒ Publish w subpages

⇐ Unpublish page

Personalization

 Choose audience

 Create variant



PAGES

Choose audience for page



Magnolia creates a variant of this page for every audience you want to address.

Who is the intended audience?

Visitors belonging to a specific **segment**

Restrict visitors by:

location (country, region or city)

language

date & time of visit

type of visitor

device or device capabilities

Cancel

Choose



PAGES

Choose audience for page



Magnolia creates a variant of this page for every audience you want to address.

Who is the intended audience?

Visitors belonging to a specific **segment**

Restrict visitors by:

location (country, region or city)

PICK

language

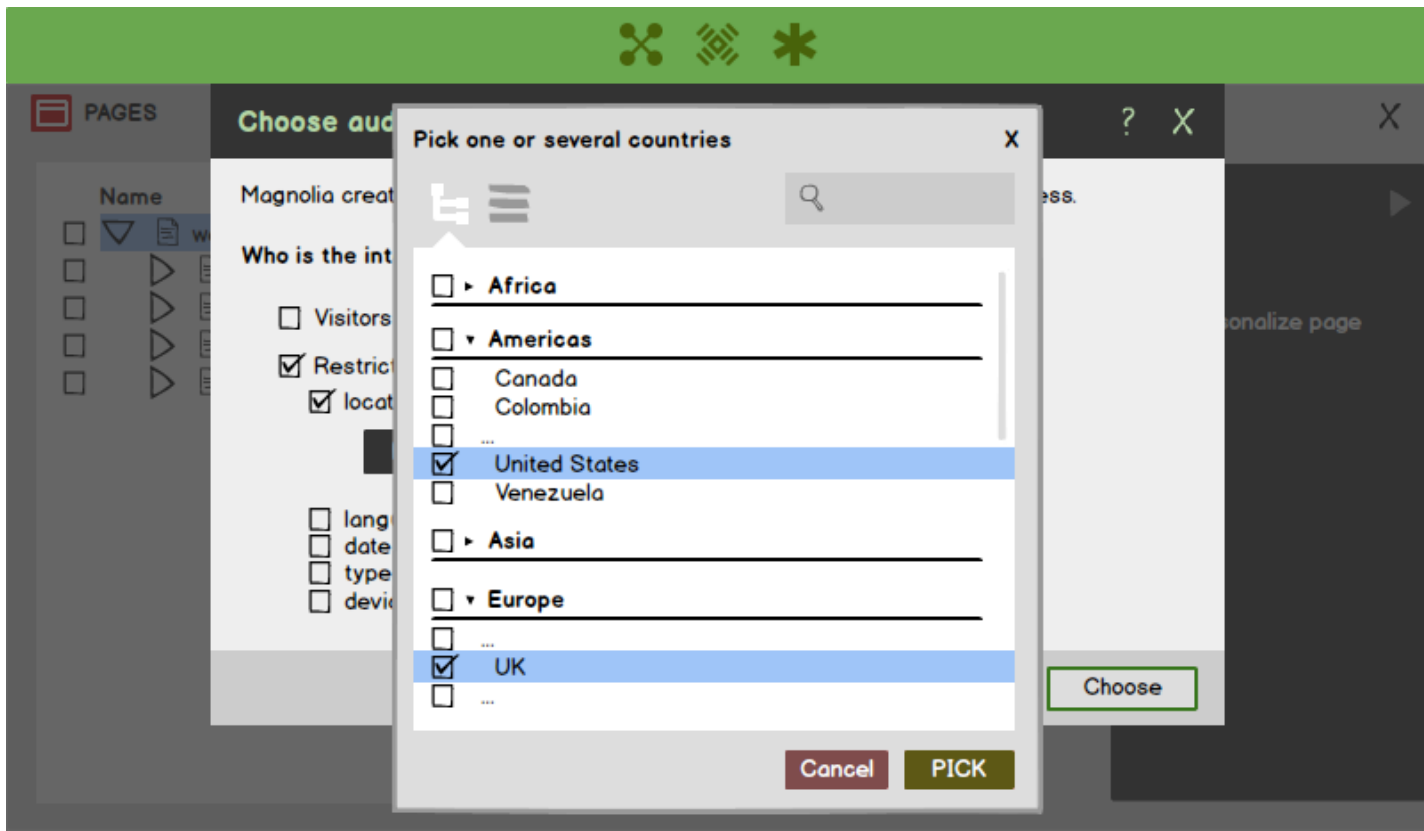
date & time of visit

type of visitor

device or device capabilities

Cancel

Choose



UI of a single trait (location)

Opens chooser as list of countries supported by this site is specified in Categories app.

Choose audience for page











Magnolia creates a variant of this page for every audience you want to address.

Who is the intended audience?

- Visitors belong to a specific **segment**
- Restrict visitors by:
 - location (country, region or city)
 - Location is any of**
 - Country: United States
 - Country: UK
 -
- language
- date & time of visit
- type of visitor

Cancel **Choose**

UI of a single trait (location)
Supports multiple values.
Allows to add more values.
Doesn't support rules.

	Name	Title	Template	Created
<input type="checkbox"/>	▼  home	Home page	Home	2013-03-02
<input type="checkbox"/>	▶  products	Products	Section	2013-03-04
<input type="checkbox"/>	▶  services	Services	Section	2013-03-04
<input type="checkbox"/>	▶  about us	About us	Section	2013-03-04
<input type="checkbox"/>	▶  contact us	Contact us	Section	2013-03-04
<input checked="" type="checkbox"/>	▼  virtual-2-0	 3	-	2014-01-02
<input type="checkbox"/>	 UK	Launching Virtual 2.0	Campaign	2014-01-04
<input type="checkbox"/>	 United States	Launching Virtual 2.0	Campaign	2014-01-04
<input type="checkbox"/>	 all others	Launching Virtual 2.0	Campaign	2014-01-04

Campaign page ▶

+ Add page

X Delete page

👁 Preview page

✎ Edit page

↕ Move page

➡ Publish page

➡ Publish w subpages

⬅ Unpublish page

Personalization

👤 Choose audience

📁 Create variant

Choose audience for page



Magnolia creates a variant of this page for every audience you want to address.

 Restrict visitors by:

- location (country, region or city)
- language
- date & time of visit

Visit occurs

- anytime
- during
- between and

- type of visitor
- device or device capabilities

Cancel

Choose

UI of a single trait (date&time of visit)

Embedded, simple form allows to specify two types of ranges.



PAGES

Choose audience for page



Magnolia creates a variant of this page for every audience you want to address.

Restrict visitors by:

- location (country, region or city)
- language
- date & time of visit

Visit occurs

anytime


during the last 2 weeks

between Mar 1 2014 and Mar 15 2014

- type of visitor
- device or device capabilities

Cancel

Choose

 PAGES


	Name	Title	Template	Created
<input type="checkbox"/> ▾	home	Home page	Home	2013-03-02
<input type="checkbox"/> ▷	products	Products	Section	2013-03-04
<input type="checkbox"/> ▷	services	Services	Section	2013-03-04
<input type="checkbox"/> ▷	about us	About us	Section	2013-03-04
<input type="checkbox"/> ▷	contact us	Contact us	Section	2013-03-04
<input checked="" type="checkbox"/> ▾	virtual-2-0	2	-	2014-01-02
<input type="checkbox"/>	Visit: Mar 1 - ...	Launching Virtual 2.0	Campaign	2014-01-04
<input type="checkbox"/>	all others	Launching Virtual 2.0	Campaign	2014-01-04

Campaign page

+ Add page

X Delete page

👁 Preview page

✎ Edit page

↕ Move page

⇒ Publish page

⇒ Publish w subpages

⇐ Unpublish page

Personalization

👤 Choose audience

📄 Create variant

	Name	Title	Template	Created
<input type="checkbox"/> ▾	home	Home page	Home	2013-03-02
<input type="checkbox"/> ▷	products	Products	Section	2013-03-04
<input type="checkbox"/> ▷	services	Services	Section	2013-03-04
<input type="checkbox"/> ▷	about us	About us	Section	2013-03-04
<input type="checkbox"/> ▷	contact us	Contact us	Section	2013-03-04
<input checked="" type="checkbox"/> ▾	virtual-2-0	2	-	2014-01-02
<input type="checkbox"/>	Visit: Mar 1 - ...	Launching Virtual 2.0	Campaign	2014-01-04
<input type="checkbox"/>	all d	al 2.0	Campaign	2014-01-04

Visit date&time:
Mar 1 - Mar 15 2014

Campaign page ▶

+ Add page

X Delete page

👁 Preview page

✎ Edit page

↕ Move page

➡ Publish page

➡ Publish w subpages

⬅ Unpublish page

Personalization

👤 Choose audience

📄 Create variant